

ALUMINIUM SHEET

Type - Temper	Specification	Condition	Thickness	Sheet Size
2014A-T6	BS L167	ACLAD	0.040"	6ft x 3ft
2014A-T6	BS L167	ACLAD	0.080"	8ft x 4ft
2024-0	QQ-A-250/4	BARE	0.032"	12ft x 4ft
2024-0	QQ-A-250/4	BARE	0.040"	12ft x 4ft
2024-0	QQ-A-250/4	BARE	0.063"	12ft x 4ft
2024-0	QQ-A-250/4	BARE	0.080"	12ft x 4ft
2024-0	QQ-A-250/4	BARE	0.100"	12ft x 4ft
2024-0	QQ-A-250/4	BARE	0.125"	12ft x 4ft
2024-0	AMS 4461 (QQ-A-250/5)	ALCLAD	0.020"	12ft x 4ft
2024-0	AMS 4461 (QQ-A-250/5)	ALCLAD	0.025"	12ft x 4ft
2024-0	AMS 4461 (QQ-A-250/5)	ALCLAD	0.032"	12ft x 4ft
2024-0	AMS 4461 (QQ-A-250/5)	ALCLAD	0.040"	12ft x 4ft
2024-0	AMS 4461 (QQ-A-250/5)	ALCLAD	0.050"	12ft x 4ft
2024-0	AMS 4461 (QQ-A-250/5)	ALCLAD	0.063"	12ft x 4ft
2024-0	AMS 4461 (QQ-A-250/5)	ALCLAD	0.071"	12ft x 4ft
2024-0	AMS 4461 (QQ-A-250/5)	ALCLAD	0.080"	12ft x 4ft
2024-0	AMS 4461 (QQ-A-250/5)	ALCLAD	0.090"	12ft x 4ft
2024-0	AMS 4461 (QQ-A-250/5)	ALCLAD	0.100"	12ft x 4ft
2024-0	AMS 4461 (QQ-A-250/5)	ALCLAD	0.125"	12ft x 4ft
2024-T3	QQ-A-250/4	BARE	0.016"	12ft x 4ft
2024-T3	QQ-A-250/4	BARE	0.020"	12ft x 4ft
2024-T3	QQ-A-250/4	BARE	0.025"	12ft x 4ft
2024-T3	QQ-A-250/4	BARE	0.032"	12ft x 4ft
2024-T3	QQ-A-250/4	BARE	0.040"	12ft x 4ft
2024-T3	QQ-A-250/4	BARE	0.050"	12ft x 4ft
2024-T3	QQ-A-250/4	BARE	0.063"	12ft x 4ft
2024-T3	QQ-A-250/4	BARE	0.071"	12ft x 4ft
2024-T3	QQ-A-250/4	BARE	0.080"	12ft x 4ft
2024-T3	QQ-A-250/4	BARE	0.090"	12ft x 4ft
2024-T3	QQ-A-250/4	BARE	0.125"	12ft x 4ft
2024-T3	QQ-A-250/4	BARE	0.160"	12ft x 4ft
2024-T3	QQ-A-250/4	BARE	0.190"	12ft x 4ft
2024-T3	QQ-A-250/5	ALCLAD	0.012"	12ft x 4ft
2024-T3	QQ-A-250/5	ALCLAD	0.016"	12ft x 4ft
2024-T3	QQ-A-250/5	ALCLAD	0.020"	12ft x 4ft
2024-T3	QQ-A-250/5	ALCLAD	0.025"	12ft x 4ft
2024-T3	QQ-A-250/5	ALCLAD	0.032"	12ft x 4ft
2024-T3	QQ-A-250/5	ALCLAD	0.032"	12ft x 5ft
2024-T3	QQ-A-250/5	ALCLAD	0.040"	12ft x 4ft
2024-T3	QQ-A-250/5	ALCLAD	0.040"	12ft x 5ft
2024-T3	QQ-A-250/5	ALCLAD	0.050"	12ft x 4ft
2024-T3	QQ-A-250/5	ALCLAD	0.050"	12ft x 5ft
2024-T3	QQ-A-250/5	ALCLAD	0.063"	12ft x 4ft
2024-T3	QQ-A-250/5	ALCLAD	0.071"	12ft x 4ft
2024-T3	QQ-A-250/5	ALCLAD	0.071"	12ft x 5ft
2024-T3	QQ-A-250/5	ALCLAD	0.080"	12ft x 4ft
2024-T3	QQ-A-250/5	ALCLAD	0.090"	12ft x 4ft
2024-T3	QQ-A-250/5	ALCLAD	0.100"	12ft x 4ft
2024-T3	QQ-A-250/5	ALCLAD	0.125"	12ft x 4ft
2024-T3	QQ-A-250/5	ALCLAD	0.160"	12ft x 4ft
2024-T3	QQ-A-250/5	ALCLAD	0.190"	12ft x 4ft
5052-H32	AMS 4016 (QQ-A-250/8)	BARE	0.020"	12ft x 4ft
5052-H32	AMS 4016 (QQ-A-250/8)	BARE	0.025"	12ft x 4ft
5052-H32	AMS 4016 (QQ-A-250/8)	BARE	0.032"	12ft x 4ft
5052-H32	AMS 4016 (QQ-A-250/8)	BARE	0.040"	12ft x 4ft
5052-H32	AMS 4016 (QQ-A-250/8)	BARE	0.050"	12ft x 4ft
5052-H32	AMS 4016 (QQ-A-250/8)	BARE	0.063"	12ft x 4ft
5052-H32	AMS 4016 (QQ-A-250/8)	BARE	0.090"	12ft x 4ft

ALUMINIUM SHEET

Type - Temper	Specification	Condition	Thickness	Sheet Size
6013-T4	AMS 4347	BARE	0.025"	12ft x 4ft
6013-T4	AMS 4347	BARE	0.032"	12ft x 4ft
6013-T4	AMS 4347	BARE	0.040"	12ft x 4ft
6013-T4	AMS 4347	BARE	0.050"	12ft x 4ft
6013-T4	AMS 4347	BARE	0.063"	12ft x 4ft
6013-T4	AMS 4347	BARE	0.071"	12ft x 4ft
6061-0	AMS 4025 (QQ-A-250/11)	BARE	0.032"	12ft x 4ft
6061-0	AMS 4025 (QQ-A-250/11)	BARE	0.040"	12ft x 4ft
6061-0	AMS 4025 (QQ-A-250/11)	BARE	0.050"	12ft x 4ft
6061-0	AMS 4025 (QQ-A-250/11)	BARE	0.063"	12ft x 4ft
6061-0	AMS 4025 (QQ-A-250/11)	BARE	0.080"	12ft x 4ft
6061-0	AMS 4025 (QQ-A-250/11)	BARE	0.100"	12ft x 4ft
6061-0	AMS 4025 (QQ-A-250/11)	BARE	0.125"	12ft x 4ft
6061-T4	AMS 4026 (QQ-A-250/11)	BARE	0.020"	12ft x 4ft
6061-T4	AMS 4026 (QQ-A-250/11)	BARE	0.025"	12ft x 4ft
6061-T4	AMS 4026 (QQ-A-250/11)	BARE	0.032"	12ft x 4ft
6061-T4	AMS 4026 (QQ-A-250/11)	BARE	0.040"	12ft x 4ft
6061-T4	AMS 4026 (QQ-A-250/11)	BARE	0.050"	12ft x 4ft
6061-T4	AMS 4026 (QQ-A-250/11)	BARE	0.063"	12ft x 4ft
6061-T4	AMS 4026 (QQ-A-250/11)	BARE	0.080"	12ft x 4ft
6061-T4	AMS 4026 (QQ-A-250/11)	BARE	0.090"	12ft x 4ft
6061-T4	AMS 4026 (QQ-A-250/11)	BARE	0.125"	12ft x 4ft
6061-T6	AMS 4027 (QQ-A-250/11)	BARE	0.016"	12ft x 4ft
6061-T6	AMS 4027 (QQ-A-250/11)	BARE	0.020"	12ft x 4ft
6061-T6	AMS 4027 (QQ-A-250/11)	BARE	0.025"	12ft x 4ft
6061-T6	AMS 4027 (QQ-A-250/11)	BARE	0.032"	12ft x 4ft
6061-T6	AMS 4027 (QQ-A-250/11)	BARE	0.040"	12ft x 4ft
6061-T6	AMS 4027 (QQ-A-250/11)	BARE	0.050"	12ft x 4ft
6061-T6	AMS 4027 (QQ-A-250/11)	BARE	0.063"	12ft x 4ft
6061-T6	AMS 4027 (QQ-A-250/11)	BARE	0.071"	12ft x 4ft
6061-T6	AMS 4027 (QQ-A-250/11)	BARE	0.080"	12ft x 4ft
6061-T6	AMS 4027 (QQ-A-250/11)	BARE	0.090"	12ft x 4ft
6061-T6	AMS 4027 (QQ-A-250/11)	BARE	0.100"	12ft x 4ft
6061-T6	AMS 4027 (QQ-A-250/11)	BARE	0.125"	12ft x 4ft
6061-T6	AMS 4027 (QQ-A-250/11)	BARE	0.160"	12ft x 4ft
6061-T6	AMS 4027 (QQ-A-250/11)	BARE	0.190"	12ft x 4ft
7075-0	QQ-A-250/12	BARE	0.063"	12ft x 4ft
7075-0	QQ-A-250/12	BARE	0.071"	12ft x 4ft
7075-0	QQ-A-250/12	BARE	0.125"	Per Square Ft
7075-0	AMS 4048 (QQ-A-250/13)	ALCLAD	0.025"	12ft x 4ft
7075-0	AMS 4048 (QQ-A-250/13)	ALCLAD	0.032"	12ft x 4ft
7075-0	AMS 4048 (QQ-A-250/13)	ALCLAD	0.040"	12ft x 4ft
7075-0	AMS 4048 (QQ-A-250/13)	ALCLAD	0.050"	12ft x 4ft
7075-0	AMS 4048 (QQ-A-250/13)	ALCLAD	0.063"	12ft x 4ft
7075-0	AMS 4048 (QQ-A-250/13)	ALCLAD	0.071"	12ft x 4ft
7075-0	AMS 4048 (QQ-A-250/13)	ALCLAD	0.080"	12ft x 4ft
7075-0	AMS 4048 (QQ-A-250/13)	ALCLAD	0.090"	12ft x 4ft
7075-0	AMS 4048 (QQ-A-250/13)	ALCLAD	0.100"	12ft x 4ft
7075-0	AMS 4048 (QQ-A-250/13)	ALCLAD	0.125"	12ft x 4ft
7075-T6	QQ-A-250/12	BARE	0.020"	12ft x 4ft
7075-T6	QQ-A-250/12	BARE	0.025"	12ft x 4ft
7075-T6	QQ-A-250/12	BARE	0.032"	12ft x 4ft
7075-T6	QQ-A-250/12	BARE	0.040"	12ft x 4ft

ALUMINIUM SHEET

Type - Temper	Specification	Condition	Thickness	Sheet Size
7075-T6	QQ-A-250/12	BARE	0.071"	12ft x 4ft
7075-T6	QQ-A-250/12	BARE	0.080"	12ft x 4ft
7075-T6	QQ-A-250/12	BARE	0.090"	12ft x 4ft
7075-T6	QQ-A-250/12	BARE	0.125"	12ft x 4ft
7075-T6	AMS 4049 (QQ-A-250/13)	ALCLAD	0.016"	12ft x 4ft
7075-T6	AMS 4049 (QQ-A-250/13)	ALCLAD	0.020"	12ft x 4ft
7075-T6	AMS 4049 (QQ-A-250/13)	ALCLAD	0.025"	12ft x 4ft
7075-T6	AMS 4049 (QQ-A-250/13)	ALCLAD	0.032"	12ft x 4ft
7075-T6	AMS 4049 (QQ-A-250/13)	ALCLAD	0.040"	12ft x 4ft
7075-T6	AMS 4049 (QQ-A-250/13)	ALCLAD	0.050"	12ft x 4ft
7075-T6	AMS 4049 (QQ-A-250/13)	ALCLAD	0.063"	12ft x 4ft
7075-T6	AMS 4049 (QQ-A-250/13)	ALCLAD	0.071"	12ft x 4ft
7075-T6	AMS 4049 (QQ-A-250/13)	ALCLAD	0.080"	12ft x 4ft
7075-T6	AMS 4049 (QQ-A-250/13)	ALCLAD	0.090"	12ft x 4ft
7075-T6	AMS 4049 (QQ-A-250/13)	ALCLAD	0.100"	12ft x 4ft
7075-T6	AMS 4049 (QQ-A-250/13)	ALCLAD	0.125"	12ft x 4ft
7075-T6	AMS 4049 (QQ-A-250/13)	ALCLAD	0.160"	12ft x 4ft
7075-T6	AMS 4049 (QQ-A-250/13)	ALCLAD	0.190"	12ft x 4ft

CALL NOW
03 9310 5566



ALUMINIUM PLATE

Type - Temper	Specification	Condition	Thickness	Sheet Size
2024-T351	QQ-A-250/5	ALCLAD	0.250"	Per Square Ft
2024-T351	QQ-A-250/5	ALCLAD	0.250"	12ft x 4ft
2024-T351	QQ-A-250/4	BARE	0.250"	Per Square Ft
2024-T351	QQ-A-250/4	BARE	0.250"	12ft x 4ft
2024-T351	QQ-A-250/4	BARE	0.375"	Per Square Ft
2024-T351	QQ-A-250/4	BARE	0.375"	12ft x 4ft
2024-T351	QQ-A-250/4	BARE	0.500"	Per Square Ft
2024-T351	QQ-A-250/4	BARE	0.500"	12ft x 4ft
2024-T351	QQ-A-250/4	BARE	0.750"	Per Square Ft
2024-T351	QQ-A-250/4	BARE	0.750"	12ft x 4ft
2024-T351	QQ-A-250/4	BARE	1.000"	Per Square Ft
2024-T351	QQ-A-250/4	BARE	1.000"	12ft x 4ft
2024-T351	QQ-A-250/4	BARE	1.500"	Per Square Ft
2024-T351	QQ-A-250/4	BARE	1.500"	12ft x 4ft
2024-T351	QQ-A-250/4	BARE	2.000"	Per Square Ft
2024-T351	QQ-A-250/4	BARE	2.000"	12ft x 4ft
2024-T351	QQ-A-250/4	BARE	2.500"	Per Square Ft
6061-T651	AMS 4027 (QQ-A-250/11)	BARE	0.250"	Per Square Ft
6061-T651	AMS 4027 (QQ-A-250/11)	BARE	0.250"	12ft x 4ft
6061-T651	AMS 4027 (QQ-A-250/11)	BARE	0.375"	Per Square Ft
6061-T651	AMS 4027 (QQ-A-250/11)	BARE	0.375"	12ft x 4ft
6061-T651	AMS 4027 (QQ-A-250/11)	BARE	0.500"	Per Square Ft
6061-T651	AMS 4027 (QQ-A-250/11)	BARE	0.500"	12ft x 4ft
6061-T651	AMS 4027 (QQ-A-250/11)	BARE	0.625"	Per Square Ft
6061-T651	AMS 4027 (QQ-A-250/11)	BARE	0.625"	12ft x 4ft
6061-T651	AMS 4027 (QQ-A-250/11)	BARE	0.750"	Per Square Ft
6061-T651	AMS 4027 (QQ-A-250/11)	BARE	0.750"	12ft x 4ft
6061-T651	AMS 4027 (QQ-A-250/11)	BARE	1.000"	Per Square Ft
6061-T651	AMS 4027 (QQ-A-250/11)	BARE	1.000"	12ft x 4ft
6061-T651	AMS 4027 (QQ-A-250/11)	BARE	1.500"	Per Square Ft
6061-T651	AMS 4027 (QQ-A-250/11)	BARE	1.500"	12ft x 4ft
6061-T651	AMS 4027 (QQ-A-250/11)	BARE	2.000"	Per Square Ft
6061-T651	AMS 4027 (QQ-A-250/11)	BARE	2.000"	12ft x 4ft
6061-T651	AMS 4027 (QQ-A-250/11)	BARE	2.25"	SI
6061-T652	AMS 4027 (QQ-A-250/11)	BARE	2.50"	SI
6061-T653	AMS 4027 (QQ-A-250/11)	BARE	3.0"	SI
6061-T654	AMS 4027 (QQ-A-250/11)	BARE	4.0"	SI
6061-T655	AMS 4027 (QQ-A-250/11)	BARE	5.0"	SI
6061-T656	AMS 4027 (QQ-A-250/11)	BARE	6.0"	SI
7075-T651	QQ-A-250/12	BARE	0.250"	Per Square Ft
7075-T651	QQ-A-250/12	BARE	0.250"	12ft x 4ft
7075-T651	QQ-A-250/12	BARE	0.375"	Per Square Ft
7075-T651	QQ-A-250/12	BARE	0.375"	12ft x 4ft
7075-T651	QQ-A-250/12	BARE	0.500"	Per Square Ft
7075-T651	QQ-A-250/12	BARE	0.500"	12ft x 4ft
7075-T651	QQ-A-250/12	BARE	0.625"	Per Square Ft
7075-T651	QQ-A-250/12	BARE	0.625"	12ft x 4ft
7075-T651	QQ-A-250/12	BARE	0.750"	Per Square Ft
7075-T651	QQ-A-250/12	BARE	0.750"	12ft x 4ft
7075-T651	QQ-A-250/12	BARE	1.000"	Per Square Ft
7075-T651	QQ-A-250/12	BARE	1.000"	12ft x 4ft
7075-T651	QQ-A-250/12	BARE	1.500"	Per Square Ft
7075-T651	QQ-A-250/12	BARE	1.500"	12ft x 4ft

ALUMINIUM PLATE

7075-T651	QQ-A-250/12	BARE	2.000"	Per Square Ft
7075-T651	QQ-A-250/12	BARE	2.000"	12ft x 4ft
7075-T651	QQ-A-250/12	BARE	2.500"	Per Square Ft
7075-T651	QQ-A-250/12	BARE	3.000"	Per Square Ft
7075-T7351	AMS 4078 (QQ-A-250/12)	BARE	0.250"	Per Square Ft
7075-T7351	AMS 4078 (QQ-A-250/12)	BARE	0.250"	12ft x 4ft
7075-T7351	AMS 4078 (QQ-A-250/12)	BARE	1.000"	Per Square Ft
7075-T7351	AMS 4078 (QQ-A-250/12)	BARE	1.000"	12ft x 4ft
7075-T7351	AMS 4078 (QQ-A-250/12)	BARE	2.000"	Per Square Ft
7075-T7351	AMS 4078 (QQ-A-250/12)	BARE	2.000"	12ft x 4ft

CALL NOW
03 9310 5566



ALUMINIUM ROUND TUBE



Type - Temper	Specification	OD Inches	WT Inches
2024-T3	WW-T-700/3	0.250	0.035
2024-T3	WW-T-700/3	0.3125	0.035
2024-T3	WW-T-700/3	0.3125	0.049
2024-T3	WW-T-700/3	0.375	0.049
2024-T3	WW-T-700/3	0.500	0.035
2024-T3	WW-T-700/3	0.500	0.049
2024-T3	WW-T-700/3	0.500	0.058
2024-T3	WW-T-700/3	0.500	0.065
2024-T3	WW-T-700/3	0.625	0.028
2024-T3	WW-T-700/3	0.625	0.035
2024-T3	WW-T-700/3	0.625	0.058
2024-T3	WW-T-700/3	0.750	0.035
2024-T3	WW-T-700/3	0.750	0.049
2024-T3	WW-T-700/3	0.750	0.058
2024-T3	WW-T-700/3	0.750	0.065
2024-T3	WW-T-700/3	0.875	0.049
2024-T3	WW-T-700/3	1.000	0.035
2024-T3	WW-T-700/3	1.000	0.049
2024-T3	WW-T-700/3	1.000	0.065
2024-T3	WW-T-700/3	1.250	0.035
2024-T3	WW-T-700/3	1.250	0.049
2024-T3	WW-T-700/3	1.250	0.065
2024-T3	WW-T-700/3	1.375	0.065
2024-T3	WW-T-700/3	1.375	0.120
2024-T3	WW-T-700/3	1.500	0.035
2024-T3	WW-T-700/3	1.500	0.049
2024-T3	WW-T-700/3	1.500	0.095
2024-T3	WW-T-700/3	1.750	0.049
2024-T3	WW-T-700/3	2.000	0.065
5052-0	WW-T-700/4	0.125	0.035
5052-0	WW-T-700/4	0.1875	0.035
5052-0	WW-T-700/4	0.188	0.028
5052-0	WW-T-700/4	0.250	0.028
5052-0	WW-T-700/4	0.250	0.035
5052-0	WW-T-700/4	0.3125	0.035
5052-0	WW-T-700/4	0.375	0.028
5052-0	WW-T-700/4	0.375	0.035
5052-0	WW-T-700/4	0.375	0.049
5052-0	WW-T-700/4	0.500	0.028
5052-0	WW-T-700/4	0.500	0.035
5052-0	WW-T-700/4	0.500	0.065
5052-0	WW-T-700/4	0.625	0.035
5052-0	WW-T-700/4	0.750	0.035
5052-0	WW-T-700/4	0.750	0.049
5052-0	WW-T-700/4	0.875	0.035
5052-0	WW-T-700/4	1.000	0.035
5052-0	WW-T-700/4	1.000	0.049
5052-0	WW-T-700/4	1.500	0.035
5052-0	WW-T-700/4	2.000	0.049

ALUMINIUM ROUND TUBE



Type - Temper	Specification	OD Inches	WT Inches
6061-T6	WW-T-700/6	0.250	0.035
6061-T6	WW-T-700/6	0.250	0.049
6061-T6	WW-T-700/6	0.250	0.058
6061-T6	WW-T-700/6	0.3125	0.035
6061-T6	WW-T-700/6	0.375	0.035
6061-T6	WW-T-700/6	0.375	0.049
6061-T6	WW-T-700/6	0.500	0.035
6061-T6	WW-T-700/6	0.500	0.049
6061-T6	WW-T-700/6	0.500	0.058
6061-T6	WW-T-700/6	0.500	0.065
6061-T6	WW-T-700/6	0.625	0.035
6061-T6	WW-T-700/6	0.625	0.049
6061-T6	WW-T-700/6	0.625	0.058
6061-T6	WW-T-700/6	0.750	0.035
6061-T6	WW-T-700/6	0.750	0.049
6061-T6	WW-T-700/6	0.750	0.058
6061-T6	WW-T-700/6	0.750	0.065
6061-T6	WW-T-700/6	0.750	0.125
6061-T6	WW-T-700/6	0.875	0.035
6061-T6	WW-T-700/6	0.875	0.049
6061-T6	WW-T-700/6	0.875	0.058
6061-T6	WW-T-700/6	0.875	0.120
6061-T6	WW-T-700/6	1.000	0.035
6061-T6	WW-T-700/6	1.000	0.049
6061-T6	WW-T-700/6	1.000	0.058
6061-T6	WW-T-700/6	1.000	0.065
6061-T6	WW-T-700/6	1.000	0.125
6061-T6	WW-T-700/6	1.125	0.035
6061-T6	WW-T-700/6	1.125	0.058
6061-T6	WW-T-700/6	1.125	0.125
6061-T6	WW-T-700/6	1.250	0.035
6061-T6	WW-T-700/6	1.250	0.049
6061-T6	WW-T-700/6	1.250	0.058
6061-T6	WW-T-700/6	1.250	0.065
6061-T6	WW-T-700/6	1.250	0.125
6061-T6	WW-T-700/6	1.500	0.035
6061-T6	WW-T-700/6	1.500	0.065
6061-T6	WW-T-700/6	1.750	0.035
6061-T6	WW-T-700/6	1.750	0.065
6061-T6	WW-T-700/6	1.875	0.058
6061-T6	WW-T-700/6	2.000	0.058
6061-T6	WW-T-700/6	2.000	0.083
6061-T6	WW-T-700/6	2.500	0.065
6061-T6	WW-T-700/6	3.000	0.065

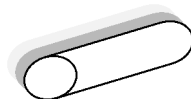
ALUMINIUM HYDRAULIC TUBE

Type - Temper	Specification	OD Inches	WT Inches
6061-T4	AMS 4081	0.375	0.028
6061-T4	AMS 4081	0.375	0.049
6061-T4	AMS 4081	0.500	0.028
6061-T6	AMS 4081	0.187	0.028
6061-T6	AMS 4081	0.250	0.035
6061-T6	AMS 4081	0.312	0.035
6061-T6	AMS 4081	0.375	0.028
6061-T6	AMS 4081	0.375	0.035
6061-T6	AMS 4081	0.500	0.035
6061-T6	AMS 4081	0.625	0.035
6061-T6	AMS 4081	0.750	0.035
6061-T6	AMS 4081	0.750	0.036
6061-T6	AMS 4081	0.875	0.058
6061-T6	AMS 4081	1.000	0.049
6061-T6	AMS 4081	1.875	0.058

ALUMINIUM SQUARE TUBE (WW-T-700/6 6061-T6)

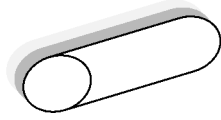
OD Inches	WT Inches
0.750 x 0.750	0.065
1.000 x 1.000	0.065

ALUMINIUM BRONZE ROD




Specification	Diameter Inches
AMS4640	0.500
AMS4640	0.625
AMS4640	0.750
AMS4640	1.000
AMS4640	1.375
AMS4640	1.500
AMS4640	2.000
AMS4640	2.250
AMS4640	2.500
AMS4640	2.750
AMS4640	3.000

ALUMINIUM ROD




Type-Temper	Diameter Inches
2024-T351	0.500
2024-T351	0.625
2024-T351	0.750
2024-T351	0.875
2024-T351	1.000
2024-T351	1.125
2024-T351	1.250
2024-T351	1.375
2024-T351	1.500
2024-T351	1.750
2024-T351	2.000
2024-T351	2.500
2024-T351	3.000
2024-T351	3.500
2024-T351	4.000
2024-T351	5.000
2024-T351	6.000
2024-T3511	2.250
2024-T4	0.250
2024-T4	0.375
6061-T6	0.250
6061-T651	0.500
6061-T651	0.625
6061-T651	0.750
6061-T651	1.000
6061-T651	1.250
6061-T651	1.500
6061-T651	1.750
6061-T651	2.000
6061-T651	2.250
6061-T651	2.500
6061-T651	3.000
6061-T651	3.500
6061-T651	4.000
6061-T651	5.000
6061-T651	6.000
7075-T651	0.500
7075-T651	0.750
7075-T651	1.000
7075-T651	1.250
7075-T651	1.500
7075-T651	2.000
7075-T651	2.500
7075-T651	3.000
7075-T651	4.000

ALUMINIUM RECTANGULAR BAR



Type – Temper	Dimensions Inches
2024-T351	0.500 x 2.00
2024-T351	0.500 x 4.00
2024-T351	0.750 x 1.50
2024-T351	0.750 x 2.00
2024-T351	0.750 x 7.00
2024-T351	1.000 x 2.00
2024-T351	1.000 x 6.00
2024-T351	1.250 x 2.00
2024-T351	1.250 x 2.50
2024-T351	1.250 x 3.00
2024-T4	0.375 x 1.00
6061-T6511	0.125 x 2.00
6061-T6511	0.250 x 1.00
6061-T6511	0.250 x 1.50
6061-T6511	0.250 x 2.00
7075-T6511	1.000 x 2.50
7075-T651	0.750 x 3.00
7075-T651	2.000 x 2.50
7075-T651	3.000 x 3.00
7075-T7351	2.000 x 2.50

ALUMINIUM SQUARE BAR



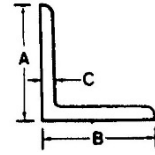
Type – Temper	Dimensions Inches
2024-T351	0.500 SQ
2024-T351	0.750 SQ
2024-T351	1.000 SQ
2024-T351	1.250 SQ
6061-T651	0.500 SQ
6061-T651	1.000 SQ
6061-T651	1.250 SQ
6061-T651	1.500 SQ
6061-T6511	1.250 SQ
7075-T6511	1.000 SQ

ALUMINIUM HEXAGONAL BAR



Type-Temper	Diameter Inches
2024-T4	0.250
2024-T351	1.125
2024-T351	1.250

ALUMINIUM EXTRUSIONS



Part Number	Material	Shape	Dimensions Inches		
			A	B	C
AND10133-0401-2	2024-T3511	90* angle	0.50	0.50	0.063
BAC1503-1470-6	6061-T6511	90* angle	0.75	0.75	0.062
AND10133-0601-2	2024-T3511	90* angle	0.75	0.75	0.063
AND10133-0601-7	7075-T6511	90* angle	0.75	0.75	0.063
AND10133-0603-6	6061-T6511	90* angle	0.75	0.75	0.125
AND10134-1001-7	7075-T6511	90* angle	1.00	0.625	0.062
TMS60-138-2	2024-T3511	90* angle	1.00	0.75	0.063
BAC1503-100046-7	7075-T6511	90* angle	1.00	1.00	0.050
TMS60-5126-2	2024-T3511	90* angle	1.00	1.00	0.050
AND10133-1001-2	2024-T3511	90* angle	1.00	1.00	0.063
AND10133-1001-7	7075-T6511	90* angle	1.00	1.00	0.063
AND10133-1002-2	2024-T3511	90* angle	1.00	1.00	0.094
AND10133-1002-6	6061-T6511	90* angle	1.00	1.00	0.094
AND10133-1003-2	2024-T3511	90* angle	1.00	1.00	0.125
AND10133-1003-6	6061-T6511	90* angle	1.00	1.00	0.125
AND10134-1204-7	7075-T6511	90* angle	1.00	1.25	0.063
BAC1503-2773 / LS3237 / TMS60-1757	2024-T3511	90* angle	1.00	1.25	0.125
BAC1503-2811-2	2024-T3511	90* angle	1.00	1.50	0.062
AND10134-1404-6	6061-T6511	90* angle	1.00	1.50	0.125
AND10134-1404-7	7075-T6511	90* angle	1.00	1.50	0.125
AND10133-1201-2	2024-T3511	90* angle	1.25	1.25	0.063
AND10133-1203-2	2024-T3511	90* angle	1.25	1.25	0.125
AND10133-1203-6	6061-T6511	90* angle	1.25	1.25	0.125
AND10133-1401-7	7075-T6511	90* angle	1.50	1.50	0.063
BAC1503-5818-7	7075-T6511	90* angle	1.50	1.50	0.094
AND10133-1403-2	2024-T3511	90* angle	1.50	1.50	0.125
AND10133-1403-7	7075-T6511	90* angle	1.50	1.50	0.125
AND10133-2001-2	2024-T3511	90* angle	2.00	2.00	0.094
AND10133-20012-6	6061-T36511	90* angle	2.00	2.00	0.125
2314A63 (ASTM-B-221)	6063-T52	90* angle	2.00	3.00	0.250
LS5108/TMS60-26225	7075-T6511	190*55' angle	1.05	1.05	0.125
BAC1505-101100-7	7075-T6511	T	3.00	2.50	0.080
BAC1505-100678-2	2024-T3511	T	4.25	3.00	0.130
60-8149-2	2024-T3511	C Channel	0.50	1.00	0.051
CV553 (Pimalco 231001-1-2)	7075-T73511	Seat Track			